

celesta®

Monocrystalline **Solar Module**

CL150M-18

36 CELL

Mono Crystalline Module

18.66%

Maximum Efficiency

150W

Power Output Range

0/+5%

Positive Power Tolerance

Function Features



Withstanding Harsh Environment

Reliable quality leads to a better sustainability even in harsh environment like desert, farm and coastline.



High Efficiency

High module conversion efficiency (up to 18.66%), through innovative manufacturing technology.



Severe Weather Resilience

Certified to withstand: wind load (2400 Pascal) and snow load (5400 Pascal).



Low-light Performance

Advanced glass and solar cell surface texturing allow for excellent performance in low-light environments.



Higher Quality Assurance

100% EL test before and after lamination, and finished products EL test, providing higher quality assurance.



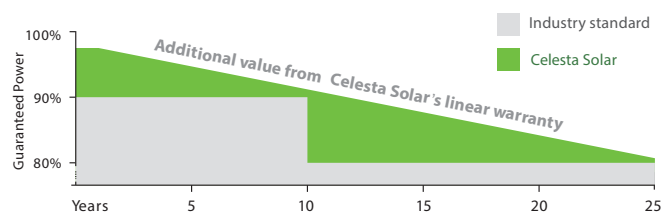
Maximized Energy Harvest

Impedance matching technology eliminates mismatch losses, more power from each module bin.

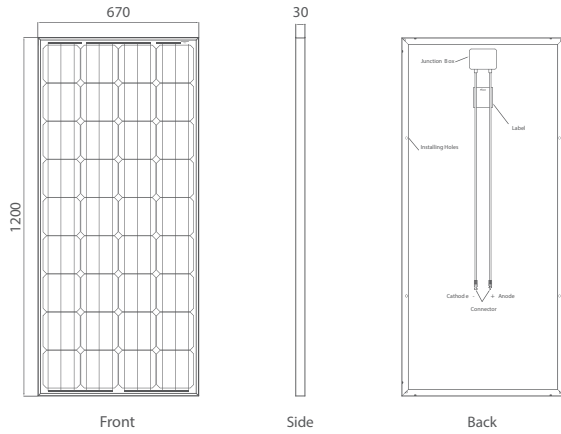
LINEAR PERFORMANCE WARRANTY

10-Year Product Warranty

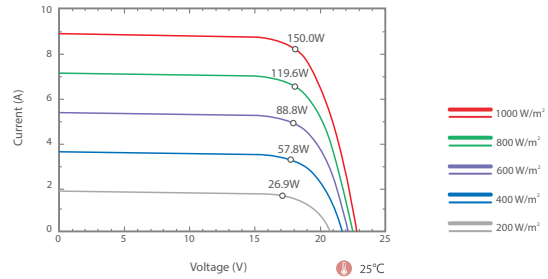
25-Year Linear Power Warranty



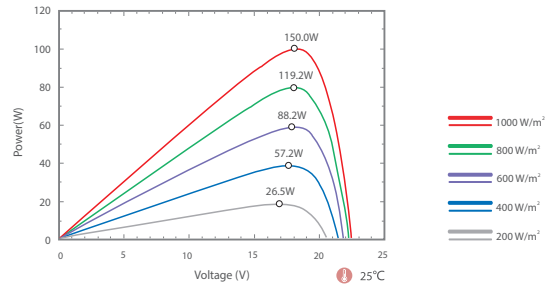
Engineering Drawings



Current-Voltage Curves



Power-Voltage Curves



Technical Specifications

Model	CL150M-18
Electrical Characteristics	
Maximum Power (Pmax)	150Wp
Maximum Power Voltage (Vmpp)	18.0V
Maximum Power Current (Impp)	8.33A
Open Circuit Voltage (Voc)	22.5V
Short Circuit Current (Isc)	9.00A
Power Tolerance(Positive)	5%
Module Efficiency STC	18.66%
Operating Temperature Range	-40°C to +85°C
Maximum System Voltage	1000V
Series Fuse Rating	15A
Temperature Coefficient of Pmax	-0.40 %/°C
Temperature Coefficient of Voc	-0.30 %/°C
Temperature Coefficient of Isc	0.05 % / °C
Nominal Operating Cell Temperature(NOCT)	45±2°C
Mechanical Characteristics	
Cell Type	Monocrystalline 156mm
Cell Number	36 (4x9)
Dimensions (mm)	670x1200x30
Weight(Kgs)	10.00
Front Glass	3.2 mm, High Transmission, Low Iron, Tempered Glass
Frame Type	Anodized Aluminium Alloy
Junction Box Protection Class	IP 67 Rated
Connector Type	MC4
Output Cables	2.5 mm ² , Length:900 mm

STC: Irradiance 1000W/m²

Cell Temperature 25°C

AM=1.5

Wind Speed 1m/s

Ambient Temperature 20°C

AM=1.5

* Remarks: Products specifications are subject to change without notice.